

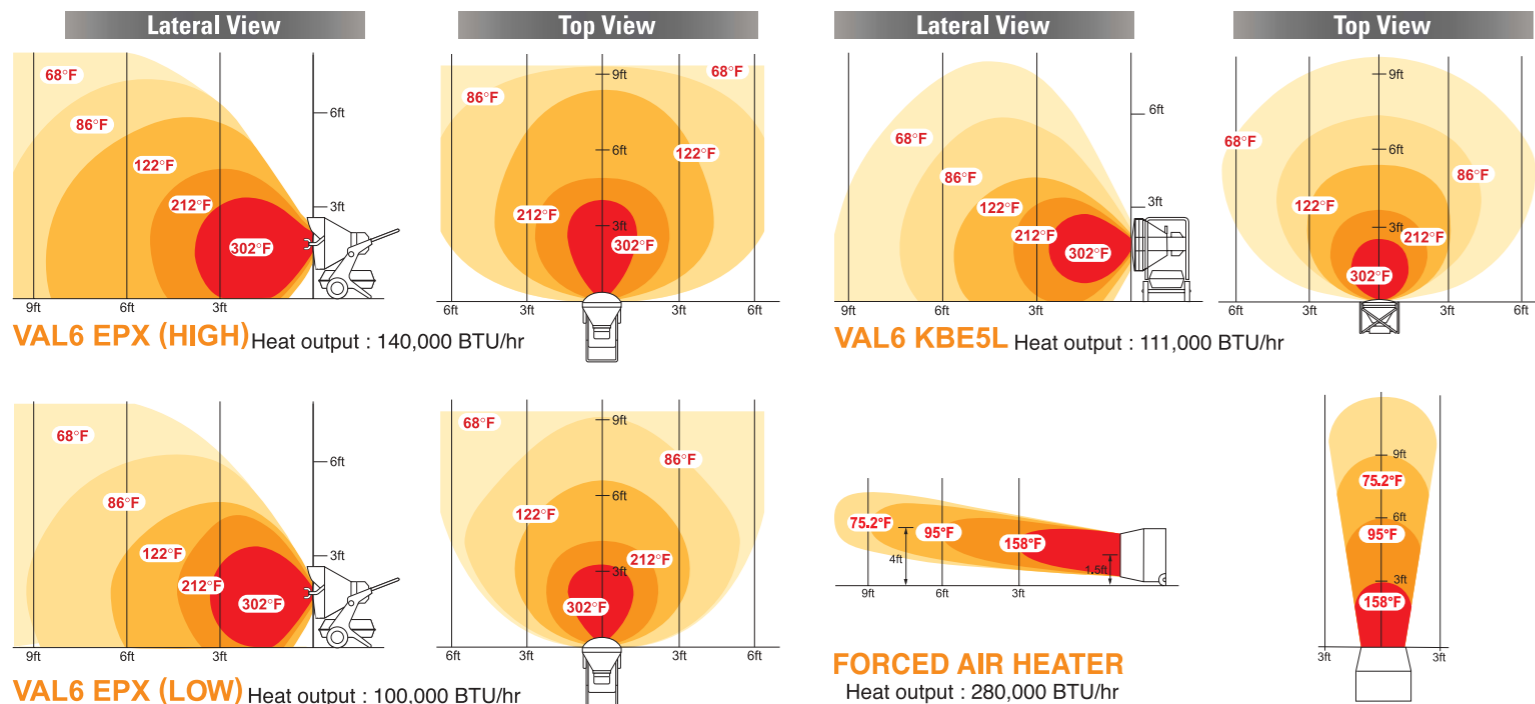
THE MOST ADVANCED VAL6 EVER



Shizuoka Seiki Co.,Ltd.

INFRARED HEATER
VAL6
EPX

COMPARISON DIAGRAM FOR TEMPERATURE DISTRIBUTION



SPECIFICATIONS

Model	EPX5
Heat Output	High: 140,000 BTU/hr Low: 100,000 BTU/hr
Fuel Type	Diesel, Kerosene
Fuel Consumption	High: 1.02 gallon/hr Low: 0.75 gallon/hr
Tank Capacity	15.4 gallons
Operating Time per Full Tank	High: 15 hours Low: 20 hours
Power Source	120V, 60Hz
Power Consumption	in ignition: 120 W
	in operation: High: 90 W Low: 89 W
Noise Level (in operation)	High: 67 dB (A) Low: 63 dB (A)
External Dimension (H×W×D)	38.2×25.4×48.6 in
Dry Weight	110 lbs
Safety Devices	Photocell flame monitor, 3A Fuse, Overheat protection, Tip-over switch, Overvoltage detector

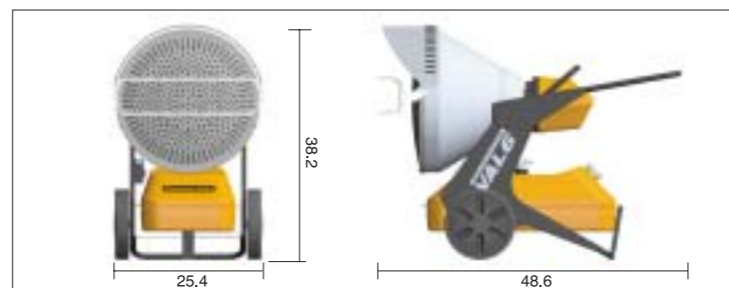
OPTIONAL ACCESSORY



Heat Shielding Mat

To prevent fire or damage to combustible floor surfaces, always use a "Heat Shielding Mat" when operating a VAL6 series.

Materials of Heat Shielding Mat: Glass cloth and Aluminum film
Dimension of Heat Shielding Mat: 0.14×47.25×47.25in(H×W×D)



INFRARED HEATER
VAL6
EPX



Shizuoka Seiki Co.,Ltd.

4-1 Yamana-cho, Fukuroi-shi, Shizuoka-ken 437-8601 Japan

Phone : +81-538-23-3990 Fax : +81-538-23-3192

E-mail : international@shizuokaseiki.com

URL : <http://www.shizuoka-seiki.co.jp/eg.html>

Printed in Japan 0909-00011M

<http://www.shizuoka-seiki.co.jp/eg.html>



Pending:

THE MOST POWERFUL, YET EFFICIENT VAL6 EVER

With the enlarged combustion chamber/disk and improved atomization, coexistence of power and economy is now possible with EPX.

Larger Radiation Disk

Compared to our regular VAL6 series, the radiation disk is 20% larger. Because of this, the EPX is able to radiate the infrared heat to objects further and wider away.


Built in heater for Fuel Line

As ambient temperature decreases, viscosity increases, to counterbalance this effect, a heater is built into the fuel line to keep the fuel moving smoothly.



High/Low Output Control

The EPX has a High and Low output control that enables its user to choose between a high or low out thus making it very economical.



Built in Thermostat

Surrounding temperature can be maintained by the built in thermostat which is a standard equipment. An external thermostat can also be connected via a connector to control temperatures that are a distant way possible.



Long Operational Time

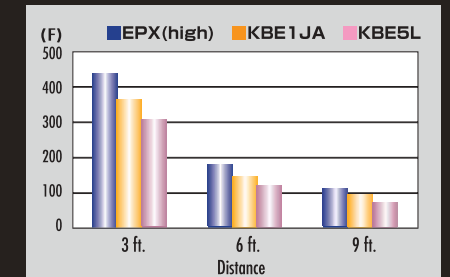
With a 15 gallon tank, the EPX is able to operate continuously for 20 hrs with low output setting and 15 hrs with high output setting which enables it operate all night without refueling.

Advanced Monitoring System

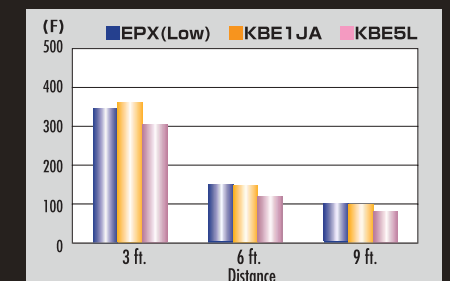
The color indication lamps are equipped in the main control panel. Not only it makes the mode of operation available but prompt troubleshooting is now possible by attaining precise information via various safety devices.



Comparison for Temperature distribution EPX-High



EPX-Low



Improved Combustion Efficiency

The new EPX model's combustion efficiency has been improved. When compared to KBE 1JA, the EPX can heat further and wider than the 1JA. However, even at the lower setting, the EPX is able to heat just as well with less fuel consumption.



Variety of Safety Features

Because of the various safety features, the EPX can be used in a safer manner.

Prevention of Overheating:

To prevent malfunction, the heater has an automatic shutdown system when main body reaches temperatures above normal level.

Tip-over Protection:

Heater will automatically shut off when heater falls or receives a strong impact.

Overvoltage Detection:

To prevent malfunction of main components, heater will automatically

shut down when it detects over voltage conditions.


Flame Monitor:

Flame monitor will shut heater off if it detects low flame or no flame.

After Power Outage:

Prevention of automatic restart when power returns after a power outage.

This is to prevent fire or undetectable accidents when power is restored after a power outage.



External Thermostat Connector, Internal Thermostat Knob, Indication Lamps, Operating Switch, Change-over Switch